

LAUREA MAGISTRALE PROGRAMMES APPLICATION GUIDELINES

In order to ease your application, we have created these guidelines.

First of all, please note that there are THREE STEPS to be completed:

STEP A – Register online

STEP B – Fill out the online application form: selecting the Master of Science programme(s) for the application

STEP C – Pay the application fee (avoid last minute payments)

Check the following pages to know more.

STEP A REGISTER ON [POLITECNICO DI MILANO WEBSITE](#) TO GET YOUR CREDENTIALS.

You will receive your credentials (Personal Code and Password) by email.

Note:

The personal code will always identify you at Politecnico di Milano, so do not register again if you have already registered before. You may modify your profile information only **within 10 days** from the registration. **CHECK [HERE](#) the registration guidelines.**

POLITECNICO DI MILANO

Sign in to **Online Services**

Sign in to	Online Services
Person Code	<input type="text" value="Personal Code"/>
Password	<input type="password" value="Password"/>
Stay signed in	<input type="checkbox"/> Keeps the session active for a whole day.

Sign in

If you want to change your password, or if it expired, use [Change password](#)

If you forgot your password or your Person Code, use [Credentials Recovery](#)

[New user? Register.](#)



Politecnico di Milano registration step 1/4

The registration is only for users that never registered to Politecnico

Identification Data	
The personal data must be the same of identity document	
Surname	<input type="text"/> <p>Compulsory data Enter the same surname (Family name) as on the official document</p>
Name	<input type="text"/> <p>Compulsory data Enter the same name as on the identity document</p>
Gender	<input type="radio"/> M <input type="radio"/> F <p>Compulsory data Enter gender</p>
Date of birth	<input type="text"/> / <input type="text"/> / <input type="text"/> dd/mm/yyyy <p>Compulsory data Enter date of birth in the format dd mm yyyy as on the official document</p>
Country of birth	<input type="text"/> <p>Compulsory data Enter the country of birth as on the identity document</p>
Province of birth	<input type="text"/> <p>Compulsory data if Italy has been selected Only for Italian towns/cities: select the province from the list</p>
Place of birth	<input type="text"/> <p>Compulsory data Select the town/city of birth from list. Only for Italian municipalities: in the case of homonymous select the municipality existent at the moment of birth. For example, if you were born in 1983 in Bellagio choose: BELLAGIO (abolished 03/feb/2014)</p>
Place of birth not listed	<input type="text"/> <p>Optional data Add the town/city if it is not in the proposed list, write it a as is on the identity document.</p>
Citizenship	<input type="text"/> <p>Compulsory data Enter here citizenship (if you possess more than one on of which is italian, enter here the italian one, and the other under "Other citizenship") as on the official document</p>
Other citizenship	<input type="text"/> <p>Optional data Enter here any other citizenship as on the official document</p>
Fiscal code	<input type="text"/> <p>Compulsory data for Italian citizens or residents Enter only official the fiscal code (codice fiscale) given from Italian "Agenzia delle Entrate"</p>
Personal e-mail address (for password recovery)	<input type="text"/> <p>Compulsory data E-mail address where you wish to receive confirmation of registration</p>

Cancel Next



NOW you can proceed to **STEP B** and start your ONLINE APPLICATION

STEP B FILL OUT THE ONLINE APPLICATION FORM

- ✓ Use your credentials to ENTER THE [ONLINE SERVICES](#)

POLITECNICO DI MILANO

Sign in to Online Services

Sign in to	Online Services
Person Code	<input type="text" value="00000000"/>
Password	<input type="password" value="••••••••"/>
Stay signed in	<input type="checkbox"/> Keeps the session active for a whole day.

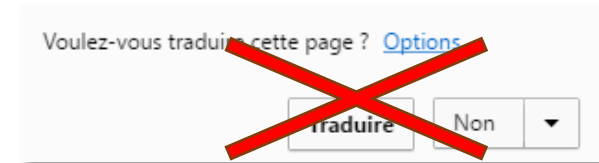
Sign in

- ✓ Click on **“APPLY TO A LAUREA MAGISTRALE (EQUIVALENT TO A MASTER OF SCIENCE) PROGRAMME (ONLY FOR INTERNATIONAL AND ITALIAN CANDIDATES GRADUATED ABROAD)”**

Application forms

- Fill out the online interest form to receive information about Bachelor of Science programs ☆
- Admission to Bachelor’s Degree Programme: register for the test, check the result, enrolment ☆
- Apply to a Laurea Magistrale (equivalent to a Master of Science) programme (only for international and Italian candidates graduated abroad): Submit online application form, results release and enrolment ☆**

IMPORTANT: To avoid mistranslations, we suggest you **ONLY** use the official Politecnico di Milano English website.



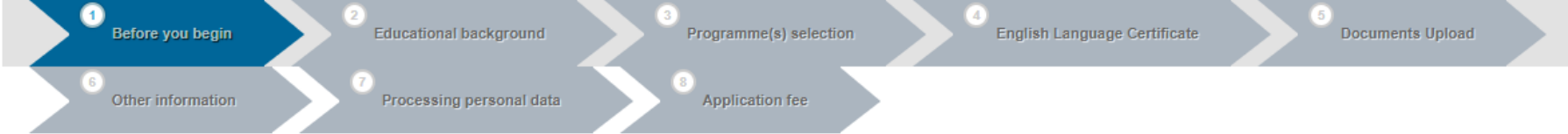
- ✓ Select the option:

Notes:

Semester 1 refers to the **September** intake
Semester 2 refers to the **February** intake

✓ Complete section 1: BEFORE YOU BEGIN

- **READ CAREFULLY AND TICK THE BOX** FOR ACKNOWLEDGEMENT



Next

Before you begin

Before starting your online application:

- check our [country-specific requirements](#) and the minimum CGPA for your country, if any, related to your degree. The CGPA requirements are strict and no exceptions will be considered: if your CGPA is below the minimum we require, we will not proceed with the evaluation of your candidature. Also, verify that your **university qualification is eligible** to apply for our Master of Science programmes.
- make sure you have all [required documents](#) ready and saved in pdf format on your computer. Please note: a scan of original documents is required (not a scan of photocopies).
- please be aware that after paying the application fee, applicants **will NOT be able to modify any of the uploaded documents or add extra documents.**
- Politecnico di Milano **will NOT process any incomplete online applications** including those without the application fee.

Please note that no data is actually saved until you perform the saving at the section Processing Personal Data.

Politecnico di Milano reserves the right to request further documentation in case of any doubt concerning the authenticity or suitability of uploaded documents.

At any stage of the evaluation, the applicants may be asked to provide either the Declaration of Value or the CIMEA Statement of Comparability of the academic degree. For more information on CIMEA documents, please check this [website](#).

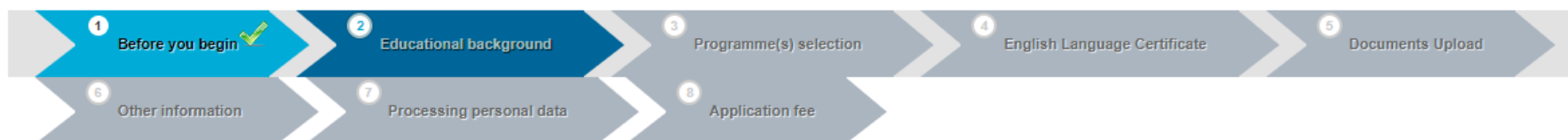
Flag for acknowledgement

✓ **CLICK ON NEXT AFTER HAVING COMPLETED SECTION 1**

✓ **Complete section 2: YOUR EDUCATIONAL BACKGROUND**

- ENTER REQUESTED INFORMATION AND UPLOAD YOUR **BACHELOR DIPLOMA** AND **TRANSCRIPT WITH UNIVERSITY STAMP/SIGNATURE IN ORIGINAL** (A CERTIFIED TRANSLATION INTO ITALIAN, ENGLISH, FRENCH OR SPANISH MUST ALSO BE UPLOADED WHERE THE ACTUAL LANGUAGE IS DIFFERENT)
- IF YOU HAVE NOT GRADUATED YET, INSTEAD OF THE BACHELOR DEGREE PLEASE UPLOAD AN OFFICIAL LETTER FROM YOUR UNIVERSITY STATING THAT YOU ARE ATTENDING THE FINAL YEAR OF YOUR BACHELOR PROGRAMME AND THAT YOU ARE EXPECTED TO GRADUATE WITHIN THE NEXT FEW MONTHS.

✓ **YOUR EDUCATIONAL BACKGROUND: Length of education**



Information

i In order to start the evaluation process, it is mandatory to upload an undergraduate degree and the academic transcript. Check the [required documents](#). Your candidature will be rejected from the admission process, if your uploaded documents do not comply with the characteristics specified on our website.

← Back

Next →

It is compulsory to insert one academic career not obtained in Italy. You can insert maximum 2 careers.

Educational background

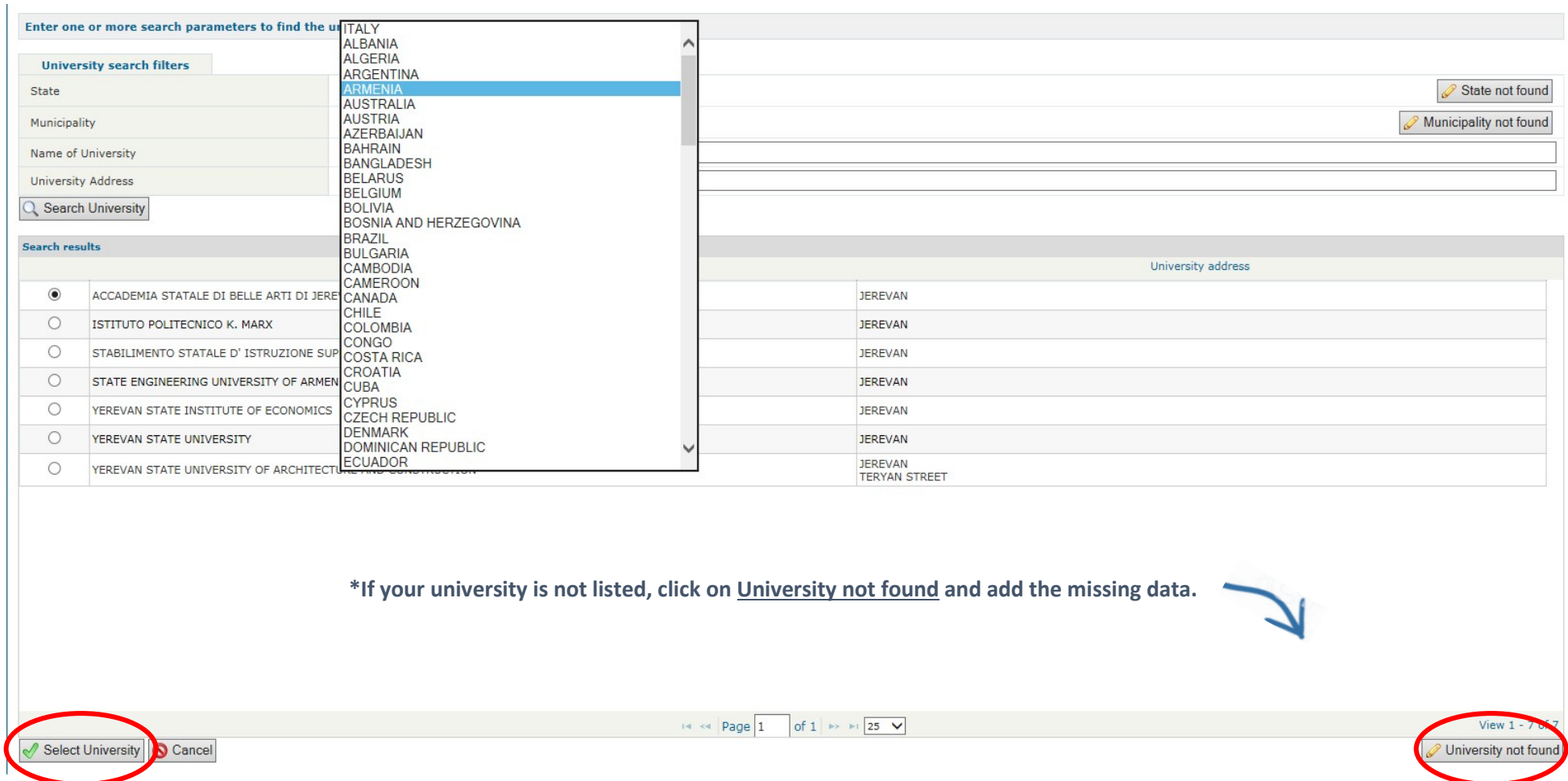
Number of years completed (from primary to secondary school) *

Legal length of university degree *

+ Insert your degree/s

✓ **YOUR EDUCATIONAL BACKGROUND: Country and University**

- Select the state and your university, then click on *Select University** to proceed



The screenshot shows a web application interface for selecting a university. On the left, there are search filters for State, Municipality, Name of University, and University Address. A search button labeled "Search University" is present. Below the filters, a table of search results lists various universities, with radio buttons for selection. A dropdown menu is open, showing a list of countries with "ARMENIA" selected. On the right, there are input fields for State and Municipality, both with "not found" error messages. Below these is a table for "University address" with a header row and several data rows. At the bottom, there is a "Select University" button (circled in red), a "Cancel" button, a pagination bar showing "Page 1 of 1", and a "University not found" button (circled in red). A blue arrow points from the text below towards the "University not found" button.

Enter one or more search parameters to find the university

University search filters

State

Municipality

Name of University

University Address

Search University

Search results

<input checked="" type="radio"/>	ACCADEMIA STATALE DI BELLE ARTI DI JEREVAN
<input type="radio"/>	ISTITUTO POLITECNICO K. MARX
<input type="radio"/>	STABILIMENTO STATALE D' ISTRUZIONE SUPERIORE
<input type="radio"/>	STATE ENGINEERING UNIVERSITY OF ARMENIA
<input type="radio"/>	YEREVAN STATE INSTITUTE OF ECONOMICS
<input type="radio"/>	YEREVAN STATE UNIVERSITY
<input type="radio"/>	YEREVAN STATE UNIVERSITY OF ARCHITECTURE AND CONSTRUCTION

ARMENIA

ALBANIA
ALGERIA
ARGENTINA
AUSTRALIA
AUSTRIA
AZERBAIJAN
BAHRAIN
BANGLADESH
BELARUS
BELGIUM
BOLIVIA
BOSNIA AND HERZEGOVINA
BRAZIL
BULGARIA
CAMBODIA
CAMEROON
CANADA
CHILE
COLOMBIA
CONGO
COSTA RICA
CROATIA
CUBA
CYPRUS
CZECH REPUBLIC
DENMARK
DOMINICAN REPUBLIC
ECUADOR

State not found

Municipality not found

University address

University address
JEREVAN
JEREVAN
JEREVAN
JEREVAN
JEREVAN
JEREVAN
JEREVAN
JEREVAN
JEREVAN TERYAN STREET

*If your university is not listed, click on University not found and add the missing data.

Select University Cancel

Page 1 of 1 25

View 1 - 7 of 7
University not found

Enter one or more search parameters to find the university awarding the academic qualification

University search filters

State	ARMENIA	 State not found
Municipality	YEREVAN	 Municipality not found
Name of University		
University Address		



 Search University

Search results

	Name of university	University address
<input checked="" type="radio"/>	ACCADEMIA STATALE DI BELLE ARTI DI JEREVAN	JEREVAN
<input type="radio"/>	ISTITUTO POLITECNICO K. MARX	JEREVAN
<input type="radio"/>	STABILIMENTO STATALE D' ISTRUZIONE SUPERIORE PROFESSIONALE DELL' UNIVERSITA' RUSSA-ARMENA	JEREVAN
<input type="radio"/>	STATE ENGINEERING UNIVERSITY OF ARMENIA	JEREVAN
<input type="radio"/>	YEREVAN STATE INSTITUTE OF ECONOMICS	JEREVAN
<input type="radio"/>	YEREVAN STATE UNIVERSITY	JEREVAN
<input type="radio"/>	YEREVAN STATE UNIVERSITY OF ARCHITECTURE AND CONSTRUCTION	JEREVAN TERYAN STREET

Page 1 of 1 25

View 1 - 7 of 7

 Select University  Cancel

 University not found

 ONCE ALL THE FIELDS ARE FILLED OUT, PLEASE CLICK ON 

✓ **YOUR EDUCATIONAL BACKGROUND: your Bachelor Programme**

Search for your Bachelor Programme, select it, then click on *Select Programme**

Laurea Magistrale (candidati internazionali): presentazione > Aunica Titoli

Enter one or more search parameters to find the Programme attended

Selected University: ACCADEMIA STATALE DI BELLE ARTI DI JEREVAN
JEREVAN

Programme search filters

Programme name

Search Programme

Research results

	Programme ↕	Programme level/type
<input type="radio"/>	DESIGN DELL'ABBIGLIAMENTO	Bachelor of Science
<input type="radio"/>	DESIGN E ARTE DECORATIVA APPLICATA	Degree
<input type="radio"/>	PROGETTAZIONE ARTISTICA COMPUTERESE	Bachelor of Science

*If your programme is not listed click on **Programme not found** and add the missing data.

Page 1 of 1 25 View 1 - 3

Select Programme Cancel Programme not found

ONCE ALL THE FIELDS ARE FILLED OUT, PLEASE CLICK ON 

✓ **YOUR EDUCATIONAL BACKGROUND: your Graduation information, CGPA and academic documents**

Modify Academic Qualification					
Academic qualification data modification page					
Academic Qualification Data					
University/Programme	ACCADEMIA STATALE DI BELLE ARTI DI JEREVAN, JEREVAN (ARMENIA) Bachelor of Science - DESIGN DELL'ABBIGLIAMENTO				Change University/Prog
Qualification attained	<input checked="" type="checkbox"/> <i>Uncheck the flag if not graduated</i>				
Date of graduation (dd/mm/yyyy)	17/06/2014				
Graduation Score (leave blank if not applicable)	5	Lowest graduation grade	3	Highest graduation grade	5
Cumulative Grade Point Average (CGPA)	4	Lowest in the scale	2	Highest in the scale	5
Documents supporting the qualification					
Document type	Download	Upload date	Upload/Replace	Delete	Status
Degree or provisional graduation certificate (in original language), or Self-declaration of awarding (only for Italian degrees)	View document	17/06/2014	Replace	--	✓
Italian or English translation of degree or provisional graduation certificate (mandatory when the original certificate is neither English nor Italian)	View document	27/01/2015	Replace	Delete	✓
Academic transcript of records (original language)	View document	27/11/2013	Replace	--	✓
Italian or English translation of academic transcript of records (mandatory when the original certificate is neither English nor Italian)	View document	27/01/2015	Replace	Delete	✓
Detailed study program (course description)	View document	27/01/2015	Replace	Delete	✓
<input type="button" value="Confirm and continue"/> <input type="button" value="Back"/>					

Notes:

- **QUALIFICATION DATE:** if you are not graduated yet, please **uncheck** → the flag in the **Qualification attained field**
- **GRADUATION SCORE AND CGPA:** In some countries there are two different **scores** after graduation: the **graduation score** is the mark obtained on the graduation day, upon the discussion of a dissertation. **Lowest graduation grade** is the minimum grade necessary to obtain a degree. **Highest graduation grade:** the highest possible grade on the graduation day. Example: in Italy, the graduation score is *out of 110*. **CGPA** is the average of all the marks obtained during the bachelor studies. **Lowest in the scale:** is the minimum mark for passing an exam. Ex.: in Italy the passing grade is *18 out of 30*. **Highest in the scale:** the highest possible mark.

- ✓ Once all fields are completed, **CLICK ON "CONFIRM AND CONTINUE"**
- ✓ **CLICK ON NEXT AFTER COMPLETING SECTION 2**

✓ **COMPLETE SECTION 3: SELECT THE PROGRAMME(S) YOU WANT TO APPLY FOR (MAX 2 CHOICES).**

Note: Applicants for **Design** programmes will have their second choice evaluated only if not admitted to their first choice. Therefore, please select your programme of preference as your first choice.



Information

Check our [website](#) for the [required documents](#) and the [deadlines](#).

← Back

Next →

Programme(s) selection

Please choose one (or two) of the Laurea Magistrale (equivalent to a Master of Science) programmes offered at Politecnico di Milano.

Laurea magistrale (equivalent to a master of Science) programme list

First choice (compulsory)	Second choice (optional)	Campus	School/Faculty	Course	Taught
<input type="radio"/>	<input type="radio"/>	CREMONA	ENGINEERING	MUSIC AND ACOUSTIC ENGINEERING - Taught in English	
<input type="radio"/>	<input type="radio"/>	LECCO	ARCHITECTURE	BUILDING AND ARCHITECTURAL ENGINEERING - Taught in English	
<input type="radio"/>	<input type="radio"/>	LECCO	ENGINEERING	CIVIL ENGINEERING FOR RISK MITIGATION - Taught in English	
<input type="radio"/>	<input type="radio"/>	LECCO	ENGINEERING	MECHANICAL ENGINEERING - Taught in English	
<input type="radio"/>	<input type="radio"/>	MANTOVA	ARCHITECTURE	ARCHITECTURAL DESIGN AND HISTORY - Taught in English	
<input type="radio"/>	<input type="radio"/>	MILANO BOVISA	DESIGN	COMMUNICATION DESIGN - Taught in English	
<input type="radio"/>	<input type="radio"/>	MILANO BOVISA	DESIGN	COMMUNICATION DESIGN - Taught in Italian	
<input type="radio"/>	<input type="radio"/>	MILANO BOVISA	DESIGN	DESIGN & ENGINEERING - Taught in English	
<input type="radio"/>	<input type="radio"/>	MILANO BOVISA	DESIGN	DESIGN FOR THE FASHION SYSTEM - Taught in English	

✓ **CLICK ON NEXT AFTER HAVING COMPLETED SECTION 3**

✓ **COMPLETE SECTION 4: LANGUAGE CERTIFICATE**

ENGLISH LANGUAGE CERTIFICATE: compulsory for all applicants. SELECT THE TYPE OF CERTIFICATE AND UPLOAD IT. IF THE CERTIFICATE IS NOT AVAILABLE UPON APPLICATION, YOU MAY COMPLETE SECTION 3 AT A LATER STAGE. If **English was the medium of instruction during your Bachelor studies** (at least for 3 years) you are exempted from providing any English language certification. In this case, please select *Bachelor taught in English* and upload an official document attesting that your programme was entirely taught in English.



Information

Check our [website](#) for the [required documents](#) and the [deadlines](#).

Back Next

Add a language certificate. Please, check the website for information about [requirements](#) and [deadlines](#).

English language certificate (for all programmes)

+ Add language test

Language test data

Exam code	
Date of attainment (dd/mm/yyyy)	BRITISH INSTITUTES - EFFECTIVE OPERATIONAL PROFICIENCY BRITISH INSTITUTES - MASTERY (MASTER IN ENGLISH LANGUAGE) BRITISH INSTITUTES - STRONG THRESHOLD (ENGLISH DIPLOMA) BRITISH INSTITUTES - THRESHOLD (ENGLISH DIPLOMA)
Score	BRITISH INSTITUTES - VANTAGE (FIRST EXAMINATION MASTER IN ENGLISH)
Digital document	CAMBRIDGE - CAE (CERTIFICATE OF ADVANCED ENGLISH) - A CAMBRIDGE - CAE (CERTIFICATE OF ADVANCED ENGLISH) - B CAMBRIDGE - CAE (CERTIFICATE OF ADVANCED ENGLISH) - C CAMBRIDGE - CPE (CERTIFICATE PROFICIENCY ENGLISH) CAMBRIDGE - FCE (FIRST CERTIFICATE ENGLISH) - A CAMBRIDGE - FCE (FIRST CERTIFICATE ENGLISH) - B

Save and continue Back

ONLY for programmes taught in ITALIAN: an ITALIAN LANGUAGE CERTIFICATE is also required, in the same section

For programmes taught in Italian

Language certificate (for programmes taught in Italian)

Italian Language Upload document

✓ **COMPLETE SECTION 5: DOCUMENTS UPLOAD**

Upload the APPLICATION DOCUMENTS previously prepared and saved on your computer



Information

1 Check our [website](#) for the [required documents](#) and the [deadlines](#).

Back Next

** Mandatory document to confirm your application and start the evaluation process.
 *** This document is not mandatory to start the evaluation process, although it can improve your chances of being positively evaluated.

Please upload here your documents. It is possible to upload only one PDF file for each document (maximum 4 MB), if you have more than one file for the same document please combine them in one PDF only.

Country University	Selected degree	Merge PDF
CHINA, PEOPLE'S REPUBLIC	Graduation Graduation (.tr) Transcript Transcript (.tr)	Merge PDF

Documents upload

Description	Upload
Signed application receipt ***	Upload document
Cumulative GPA Statement **	Delete document
GRE ***	Upload document
Recommendation letter ***	Upload document
Motivation letter ***	Upload document
Resume **	Delete document
Italian Language ***	Upload document
English Language ***	Add language test
Study program ***	Upload document

Add portfolio

Campus	School/Faculty	Course	Taught	Portfolio (book)
2° MANTOVA	ARCHITECTURE	ARCHITECTURAL DESIGN AND HISTORY - Taught in English		Add portfolio

IMPORTANT NOTES:

- In case you have both a Bachelor and a Master Degree, you will be evaluated on the basis of your Bachelor Degree only.
- the PORTFOLIO required by Architecture, Urban Planning and Policy Design or any Design programmes must be uploaded within the same section of the application procedure.

✓ **CLICK ON NEXT AFTER COMPLETING SECTION 5**

✓ **COMPLETE SECTION 6: OTHER INFORMATION**

PLEASE SPECIFY WHEN AND HOW YOU GOT TO KNOW ABOUT POLITECNICO DI MILANO.



Information

1 Check our [website](#) for the [required documents](#) and the [deadlines](#).

Other information

Have you previously applied to a Laurea Magistrale (equivalent to a Master of Science) programme at "Politecnico di Milano"? *

How did you hear about the "Politecnico di Milano"? *

Notes

Remaining Characters = 400

Other information

Have you previously applied to a Laurea Magistrale (equivalent to a Master of Science) programme at "Politecnico di Milano"? *

How did you hear about the "Politecnico di Milano"? *

Notes

Remaining Characters = 400

- Agents
- Other Promotional Activities
- Friends
- Current or Former Politecnico Students
- Educational Fair
- Internet
- Presentation given by Politecnico team
- Italian Diplomatic Representation
- From the student's former University

✓ **CLICK ON NEXT AFTER COMPLETING SECTION 6**

✓ **COMPLETE SECTION 7: PROCESSING PERSONAL DATA**



Information

i Check our [website](#) for the [required documents](#) and the [deadlines](#).

Back Save

Consent for processing personal data

Consent for processing personal data	<input checked="" type="radio"/> YES <input type="radio"/> NO	I certify that all of the information provided in my application, all supporting documents and subsequent communications are complete and accurate. I also certify that I am the author of the letter(s) of motivation included in my dossier. I authorize the Politecnico di Milano to verify any information provided in my application, including my academic background (degree and transcripts) with third parties; letter(s) of motivation and recommendation. I understand that the Politecnico di Milano may cancel my application if any information is found to be incomplete or inaccurate. I understand that the Politecnico di Milano cannot be held responsible for late and/or incomplete applications. Having acknowledged the information in its entirety (art. 13 of the Regulation EU 2016/679 posted in: https://www.polimi.it/en/policy/privacy/) I hereby authorize the processing of my personal, sensitive and judicial data by sending this form.
--------------------------------------	---	--

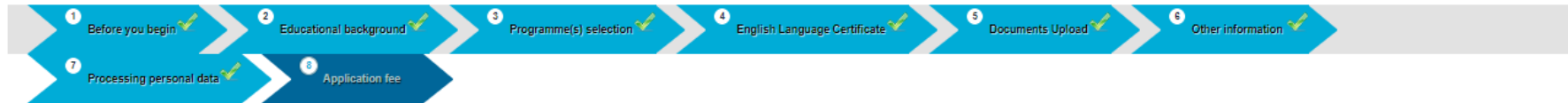
✓ **CLICK ON “SAVE” AFTER COMPLETING SECTION 7**

YOUR ONLINE APPLICATION FORM IS SAVED! ✓

In order to have your application evaluated, YOU MUST NOW COMPLETE THE FINAL STEP



✓ **COMPLETE SECTION 8: APPLICATION FEE PAYMENT**



Warning

⚠ Please be aware that after paying the application fee, you will NOT be able to modify any of the uploaded documents or add extra documents. Check the [required documents](#). Your candidature will be rejected from the admission process, if your uploaded documents do not comply with the characteristics specified on our website.

← Back

Next →

Application fee

Before proceeding with the payment, please make sure to have uploaded all [required documents](#) because **once the payment has been completed, it will NOT be possible to modify any of the uploaded documents or to add any extra documents.**

The Politecnico di Milano will NOT process any incomplete online applications including those where the application fee has not been paid.

pagopa offers the possibility to pay online with a credit card or with a payment form (IUV) in any bank on the Italian territory. Online payment with pagopa can also be completed with PayPal or Scrigno (an easier way to pay with credit card). A detailed tutorial on how to pay with pagopa, and another one more specific to pay with Scrigno, are available [here](#).

The amount of the non-refundable application fee is 50 euro.



WARNING:

Please ensure your card balance will cover the application fee cost and any other charges required from the bank/card issuer.

If you don't have a card, you may ask a friend or relative to make the payment on your behalf.

Be aware that you may experience difficulties when making online payments from bank accounts based in certain countries.

The payment deadline cannot be extended. Therefore, we suggest you to avoid last minute payments as we might not be able to assist you, in case any problem arises, and process the payment after the call deadline in order to proceed with the evaluation of your application.

[Pagopa](#)

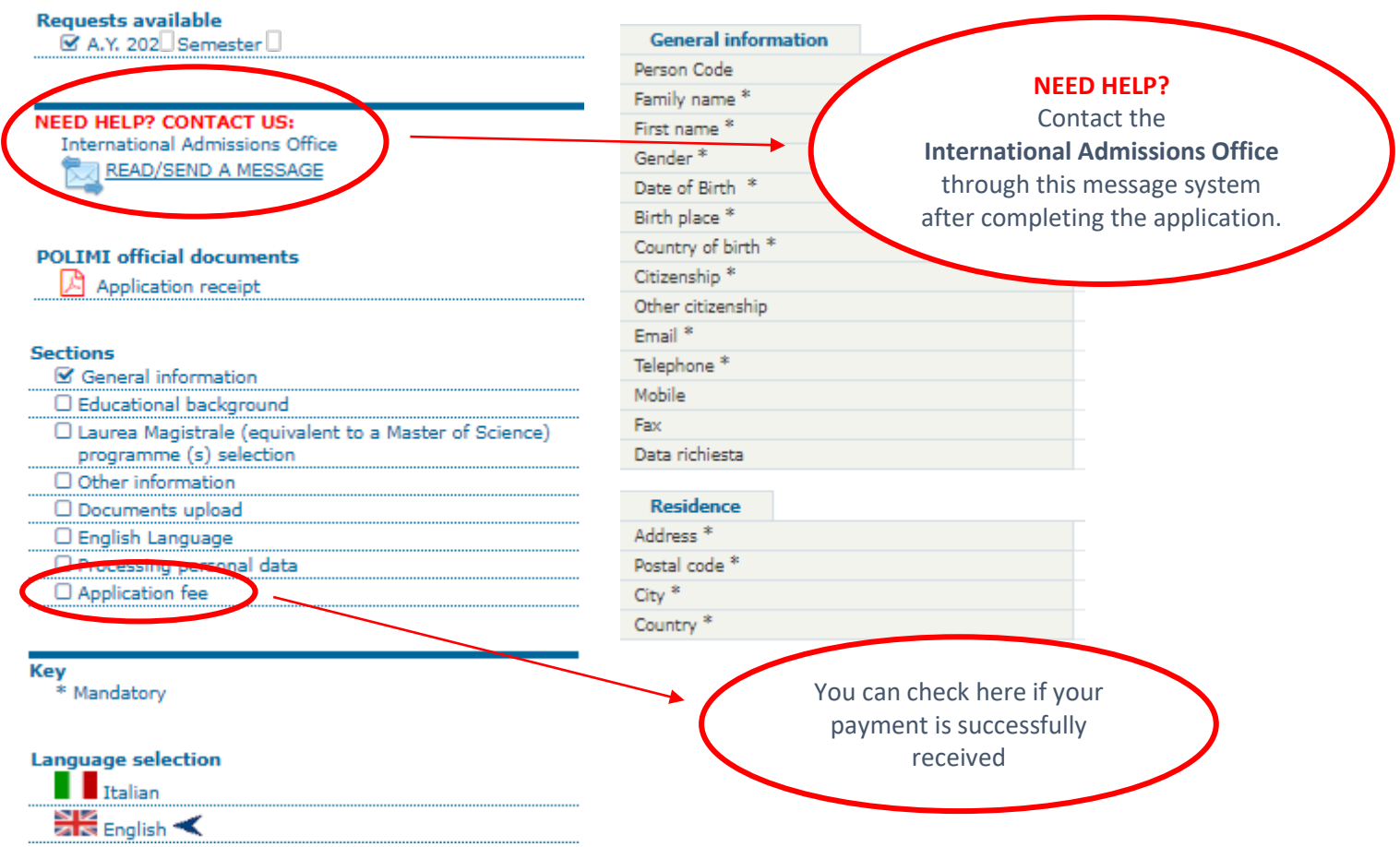
WE REMIND YOU THAT SUBMITTED APPLICATIONS WILL BE CONSIDERED FOR THE EVALUATION ONLY ONCE THE NON-REFUNDABLE APPLICATION FEE PAYMENT IS RECEIVED. Once the payment has been completed, it will NOT be possible to modify any of the uploaded documents or to add any extra documents.

A DETAILED TUTORIAL ON HOW TO PAY WITH PAGOPA, AND ANOTHER ONE MORE SPECIFIC TO PAY WITH SCRIGNO, ARE AVAILABLE [HERE](#).

PLEASE, AVOID LAST MINUTE PAYMENTS, AS THE OFFICE MIGHT NOT BE ABLE TO ASSIST YOU, IN CASE ANY PROBLEM ARISES.

✓ **CLICK ON NEXT AFTER COMPLETING SECTION 8**

Regularly check your personal profile area, it summarizes all the information you provided so far.



The screenshot shows the application portal interface with several sections and annotations:

- Requests available:** Includes a dropdown for 'A.Y. 202' and 'Semester'.
- NEED HELP? CONTACT US:** A red circle highlights this section, which includes 'International Admissions Office' and a 'READ/SEND A MESSAGE' button. A red arrow points from this circle to a larger red circle containing the text: 'NEED HELP? Contact the International Admissions Office through this message system after completing the application.'
- POLIMI official documents:** Includes an 'Application receipt' link.
- Sections:** A list of sections with checkboxes: 'General information' (checked), 'Educational background', 'Laurea Magistrale (equivalent to a Master of Science) programme (s) selection', 'Other information', 'Documents upload', 'English Language', 'Processing personal data', and 'Application fee'. A red circle highlights 'Application fee', with a red arrow pointing to a larger red circle containing the text: 'You can check here if your payment is successfully received'.
- General information form:** A table with fields: Person Code, Family name *, First name *, Gender *, Date of Birth *, Birth place *, Country of birth *, Citizenship *, Other citizenship, Email *, Telephone *, Mobile, Fax, and Data richiesta.
- Residence form:** A table with fields: Address *, Postal code *, City *, and Country *.
- Key:** '* Mandatory'.
- Language selection:** Includes 'Italian' and 'English' with a left-pointing arrow next to 'English'.